

Drycleaning division

ID







ID ECO SERIES

DRYCLEANING MACHINE



200 - 300 - 350

ID ECO SERIES

				200	300	350			200	300	350
Portata per carica	Capacité par cycle	Capacidad	kg	8/10	11/12	15/17	Load capacity	lb.	20/22	26/30	35/38
Diametro	Diamètre	Diámetro	mm	710	725	850	Diameter	in.	28	28.5	33.5
Profondità	Profondeur	Profundidad	mm	410	533	530	Depth	in.	16.2	21	21
Volume	Volume	Volumen	dm ³	160	220	300	Volume	cu.ft.	5.7	7.8	10.5
Velocità lavaggio	Vitesse de lavage	Velocidad lavado	g/l'	45	45	45	Wash speed	r.p.m.	45	45	45
Velocità Centrifuga	Vitesse d'essorage	Velocidad centrifuga	g/l'	500	500	500	Extract speed	r.p.m.	500	500	500
Diametro oblò	Diamètre hublot	Diámetro puerta de carga	mm	510	510	510	Door diameter	in.	20	20	20
Capacità filtri: Filtro nylon/Eco. Filtro decolorante	Capacité filtres: Filtre Nylon/Eco. Filtre Décolorant	Capacidad filtros: Filtro Nylon/Eco. Filtro decolorante	m ² N°	2 1	2.3 1	4.2 1	Filter capacity: Nylon filter/Eco. Decolorating filter	sq.ft. N°	22 1	22 1	45 1
Distillatore 1° Serbatoio 2° Serbatoio	Distillateur 1° Réservoir 2° Réservoir	Destilador 1° depósito 2° depósito	lt lt lt	90/75 130 130	90/75 130 130	125/95 150 150	Still 1st Tank 2nd Tank	US.gals US.gals US.gals	24,8/20 34,3 34,3	24,8/20 34,3 34,3	33/25 34,3 34,3
Motori: Lavaggio/ Centrifuga Ventilatore Pompa Filtro Gruppo frigo	Moteurs: Lavage/Essorage Ventilateur Pompe Filtro Groupe Frigo	Motores: Lavado/ Centrifuga Ventilador Bomba Filtro Grupo frigo	kw kw kw kw kw	1.1 0.75 0.55 0.25 2.2	1.1 0.75 0.55 0.25 2.2	1.5 0.75 0.55 0.25 2.6	Motors: Wash/Extract Fan Pump Filter Refrigerating unit	kw kw kw kw kw	1.1 0.75 0.55 0.25 2.2	1.1 0.75 0.55 0.25 2.2	1.5 0.75 0.55 0.25 2.6
Misure ingombro: Larghezza Profondità Altezza	Dimensions: Largeur Profondeur Hauteur	Medidas: Ancho Profundidad Altura	mm mm mm	1550 1300 1950	1550 1300 1950	1600 1450 1980	Dimensions: Width Depth Height	in. in. in.	61 51.2 76.8	61 51.2 76.8	63 57 78
Potenza impiegata: Versione vapore Versione elettrica	Puissance employée: Version vapeur Version électrique	Potencia empleada: Version vapor Version eléctrica	kw kw	4.2 10	4.2 10	4.8 14	Installed power: Steam model Electric model	kw kw	4.2 10	4.2 10	4.8 14
Peso	Poids	Peso	kg	1180	1280	1420	Weight	lb.	2600	2820	3125
Ingresso acqua Pressione acqua Ingresso vapore Pressione vapore	Entrée eau Pression eau Entrée vapeur Pression vapeur	Entrada agua Presión agua Entrada vapor Presión vapor	Ø bar Ø bar	½" 1.5 ½" 4.5	½" 1.5 ½" 4.5	½" 1.5 ½" 4.5	Water inlet Water pressure Steam supply Steam pressure	Ø p.s.i. Ø p.s.i.	½" 21.5 ½" 64	½" 21.5 ½" 64	½" 21.5 ½" 64

Descrizioni, dati, misure, colori non sono impegnativi e possono variare senza alcun preavviso - Descriptions, weights, measurements, pictures and colours are not binding. - Descriptions, poids, mesures, figures et couleurs sont donnés sans engagement de notre part.

ITALIAN DRYCLEANING S.R.L.

Via XXV Aprile, 20
52100 Arezzo (AR) - Italy

Tel. ++39 075 8521264 Fax. ++39 075 8520717

Mail: sales@italiandrycleaning.it

Web: www.italiandrycleaning.it